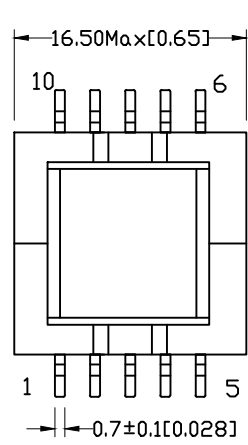
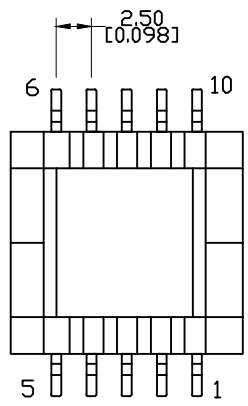


REV.	CHANGGE DESCRIPTION	DATE
A	New Issue	2023-5-2

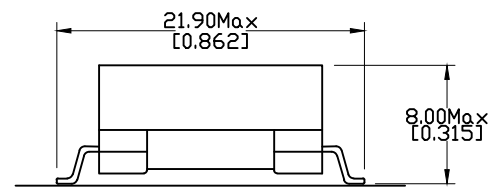
1. MECHANICAL DIMENSIONS :



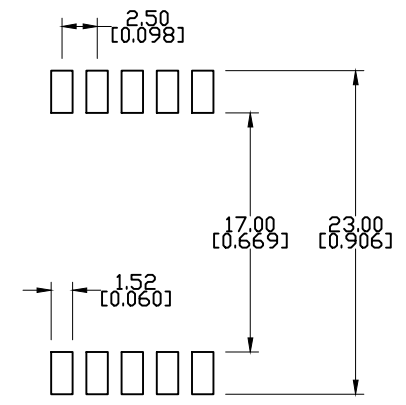
(Top View)



(Bottom View)



(Side View)



(Suggested PCB Layout)

RoHS Compliant

NOTE.DIMENSIONS : MM(INCHES)/ UNLESS OTHERWISE SPECIFIED ALL TOLERANCES ARE ±0.25(0.0098).

**TAG** ECO TECH CO., LTD.

A4  
SIZE

TAG PART NO.:  
1SFD1502F

VENDOR PART NO.:

Drawn: Zhang Xue

Designed: Yang Tian

Approved: Deane

Date: 2023-5-2

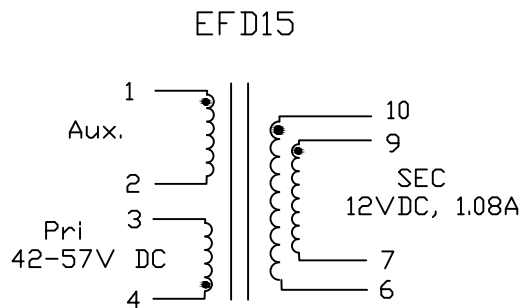
THESE DRAWINGS AND SPECIFICATIONS ARE THE PROPERTY OF TAG TECHNOLOGY CO., LTD. AND SHALL NOT BE REPRODUCED OR USED AS THE BASIS FOR THE MANUFACTURE OR SELL OF APPARATUSSES OR DEVICES WITHOUT PERMISSION.



DESCRIPTION:  
XFMR, FLYBACK, 12V@1.08A,  
1500V ISOLATION

UNIT	mm[inch]	USED ON	
SHEET	1 OF 2	REV.	A

## 2. SCHEMATIC:



## 3. ELECTRICAL CHARACTERISTICS :

Electrical specification 25°C:

\*.RoHS compliant (Pb Free)

\*.Isolation: 1500vrms 1mA 60s (Pri. & Aux. to Sec.)

\*.Isolation: 600vrms 1mA 60s (Pri. to Aux.; Windings to Core)

\*.Pin 4-3 Inductance: 160 uH ± 10% 100Khz 0.1V rms

\*.Pin 4-3 Leakage inductance: 20uH Max. @ 100Khz  
0.1Vrms (Shorted other Windings)

\*.Pin 4-3 DC Resistance: 340.0 mohms Max.

\*.Pin 1-2 DC Resistance: 450.0 mohms Max.

\*.Pin 9,10-6,7 DC Resistance: 35.0 mohms Max. (Tie 6+7, 9+10)

\*.Turns Ratio: P4-3:P1-2:P9,10-P6,7 = 39:15:13 @ 100Khz 0.1V  
rms (Tie 6+7, 9+10)

\*.Operation Temperature: -40~+85°C storage

Temperature: -40~+85°C

\*.Application of the transformer allows for the leadwires  
between

terminals 6&7 and 9&10 to solder bridge.

**RoHS Compliant**

**TAG** ECO TECH CO., LTD.

A4  
SIZE

TAG PART NO.:

1SFD1502F

VENDOR PART NO.:

Drawn: Zhang Xue

Designed: Yang Tian

THESE DRAWINGS AND SPECIFICATIONS ARE THE PROPERTY OF TAG TECHNOLOGY CO., LTD. AND SHALL NOT BE REPRODUCED OR USED AS THE BASIS FOR THE MANUFACTURE OR SELL OF APPARATUS OR DEVICES WITHOUT PERMISSION.



DESCRIPTION:

XFMR, FLYBACK, 12V@1.08A,  
1500V ISOLATION

UNIT mm[inch]

USED ON

Approved: Deane

SHEET 2 OF 2

REV. A

Date: 2023-5-2