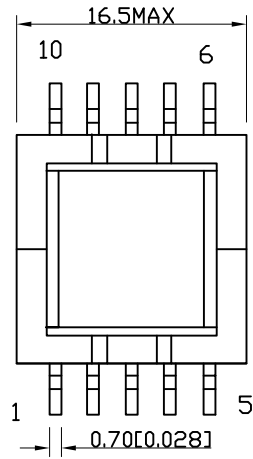
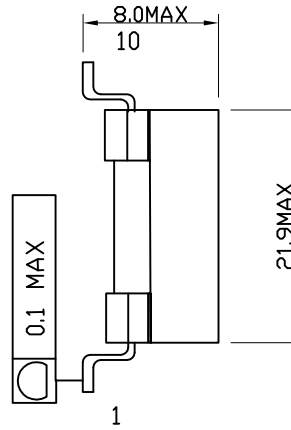


REV.	CHANGGE DESCRIPTION	DATE
A	New Issue	2023-5-2

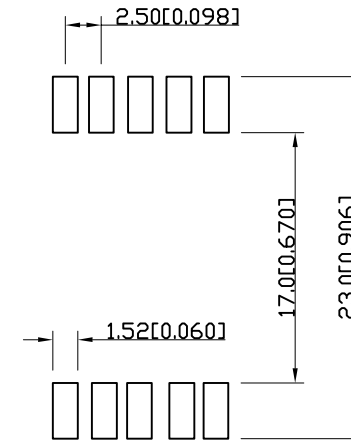
# 1. MECHANICAL DIMENSIONS :



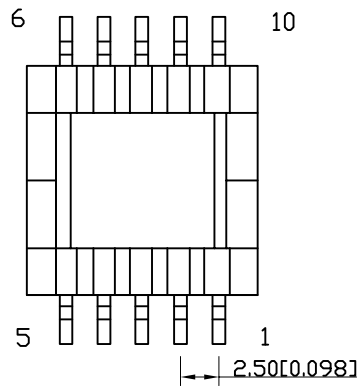
Top View



Side View



Suggested PCB Layout



Bottom View

RoHS Compliant

NOTE.DIMENSIONS : MM(INCHES)/ UNLESS OTHERWISE SPECIFIED ALL TOLERANCES ARE ±0.5(0.020).

**TAG** ECO TECH CO., LTD.

A4  
SIZE

TAG PART NO.:  
**1SFD1503F**

VENDOR PART NO.:

Drawn: Zhang Xue

Designed: Yang Tian

Approved: Deane

Date: 2023-5-2

THESE DRAWINGS AND SPECIFICATIONS ARE THE PROPERTY OF TAG TECHNOLOGY CO., LTD. AND SHALL NOT BE REPRODUCED OR USED AS THE BASIS FOR THE MANUFACTURE OR SELL OF APPARATUS OR DEVICES WITHOUT PERMISSION.



DESCRIPTION:  
XFMR, FLYBACK, 5V@2.5A,  
1500V ISOLATION

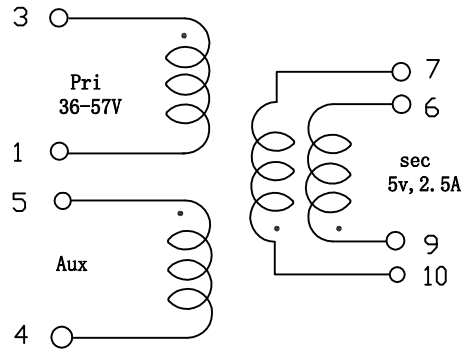
UNIT mm[inch]

USED ON

SHEET 1 OF 2

REV. A

## 2. SCHEMATIC:



## 4.WINDING:

SEQUENCE	ORDER	S-F	WIRE	TURN	TAPE
N1	PRI	3-1	2UEW 0.30*1P	20	1L
TAPE			0.06*8.0mm	2	
N2	SEC	9-6	2UEW 0.32*2P	4	1L
		10-7	2UEW 0.32*2P	4	1L
TAPE			0.06*8.0mm	2	
N3	PRI	3-1	2UEW 0.30*1P	20	1L
TAPE			0.06*8.0mm	1	
N4	Aux	5-4	2UEW0.23*1P	5	1L
TAPE			0.06*8.0mm	2	

## 3. ELLECTRICAL TES CHARACTERISTICS :

L (100KHz/0.1V):(3-1)>43.7uH±10%

URNS RATIO:(3-1):(5-4)=20:5±0.3%

(3-1):(9-7)=20:4±0.3%

(3-1):(10-6)=20:4±0.3%

LK (100KHz/0.1V):3-1 (PIN4,5,6,7,9,10Shorted)=1.0uH MAX

DCR:(3-1)=95mΩ MAX, (5-4)=94mΩ MAX

(9-7)=18mΩ MAX, (10-6)=18mΩ MAX

HI-POT: Pri-Sec=AC1500V/5mA/1S

OPERATING TEMPERATURE:-40℃ to +85℃

STORAGE TEMPERATURE:-25℃ to +85℃

RoHS Compliant

**TAG**

ECO TECH CO., LTD.

A4  
SIZE

TAG PART NO.:  
1SFD1503F

VENDOR PART NO.:

Drawn: Zhang Xue

Designed: Yang Tian

Approved: Deane

Date: 2023-5-2

THESE DRAWINGS AND SPECIFICATIONS ARE THE PROPERTY OF TAG TECHNOLOGY CO., LTD. AND SHALL NOT BE REPRODUCED OR USED AS THE BASIS FOR THE MANUFACTURE OR SELL OF APPARATUS OR DEVICES WITHOUT PERMISSION.

THIRD ANGLE  
PROJECTION

DESCRIPTION:  
XFMR, FLYBACK, 5V@2.5A,  
1500V ISOLATION

UNIT mm[inch]

USED ON

SHEET 2 OF 2

REV. A